




AFTER



BEFORE

SOL-R-BLOCK R-13.5
Panels that are easy to handle

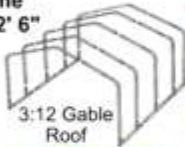


Standard KD-Building Packages are simple to ship or even put in the back of a utility truck



(Frame Packages are Max 8' Long)
Local Delivery is available

Frame Package:
2"x 3"-14 Gauge Galvanized Steel Tube Frame From 7' 6" to 12' 6" eave height building



3:12 Gable Roof



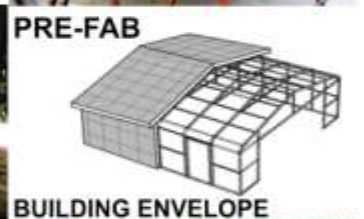
Sleeve Connection 4" to 6"
KD-Structure is easily put together using this system making installation quick and simple.



GALVANIZED SUB GIRTS



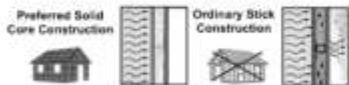
SG1 - 20' 1/2"x 3.5" 18 ga.
SG2 - 20' 3/4"x 3.5" 16 ga.



PRE-FAB

BUILDING ENVELOPE

INSULATED PANELS
No Sagging Insulation / Purlins and Girts do not compress insulation and reduce R-value
Guaranteed Savings on your utility bills



STEEL WHERE YOU NEED IT
WOOD WHERE YOU NAIL IT



VINYL SIDING R-4.5



Insulating properties absorb sound and save energy




2" x 3" Tube GV Series
Engineered Tubular Steel Framing Systems
40# Snow
90 mph Wind

KD-STEEL STRUCTURES

BY JOHNSON BUILDING SYSTEMS

with SOL-R-BLOCK 4" Insulated Panels

 Johnson Building Systems, Inc.
975 Jaymor Rd
Southampton, PA 18966-3854
215-673-6050 or Fax: 215-322-2076
www.JohnsonBuildingSystems.com

SUPPLY AND DESIGN 1-800-445-7249
SHIP ANYWHERE