

WALKABLE

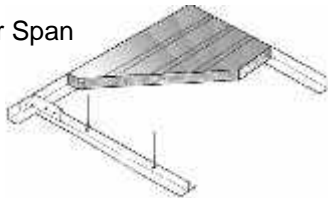
INSULATED SUSPENDED CEILING PANEL SYSTEMS

BAY VIEW FOODS PICKLING PLANT, PINCONNING, MI - 48650



WALKABLE SUSPENDED ALUMINUM CEILING "T" SYSTEM WITH PVC COVERS

8', 10' & 12' Clear Span
resulting in less
infiltration and
continuous
vapor barrier.



V-43 PVC Corrosion
Resistant Covers
for A-43 "T" Bar
Suspended Ceiling.



V-42 PVC
Inside Covers
for A-43 "T" Bar
Wall Mount.



CR- 400 WALKABLE CEILING PANEL SYSTEMS FOR COOLER AND CLEAN ROOM APPLICATIONS

System Supplied and Designed By: Johnson Building Systems, Inc.

975 Jaymor Rd - Southampton, PA 18966-3854

Tel: 800-445-7249 or (215) 673-6050 Fax: (215) 322-2076 E-Mail: Sales@JohnsonEnergyGroup.com

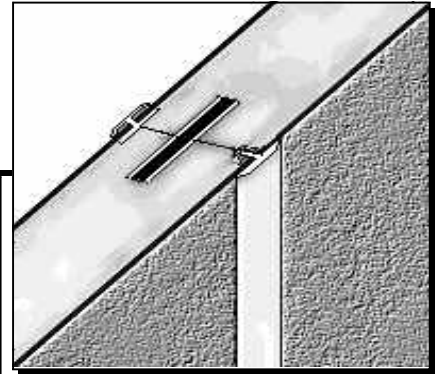


CR- 400 INSULATED PANEL SYSTEM

White Textured Fiberglass (FRP) .090" Both Sides or White (SMP) Painted, 019" Galvalume, Laminated to 4" EPS (1# Density), USDA Accepted Surface.

.090" FRP finished panels will absorb impact, and are also provided with exposed USDA White Painted Galvalume for applications where cleanability and moisture permeability are a factor.

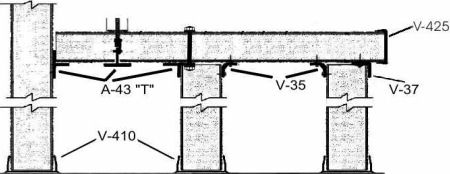
5" & 6" INSULATED PANELS AVAILABLE



4" CR- 400 Insulated Wall Panels

CONSTRUCTION DETAILS: WALKABLE SUSPENDED CEILING


CEILING "T" SYSTEM



8',10' & 12' Clear Span resulting in less infiltration and continuous vapor barrier.



Optional: V-43 x 8' "T" Bar
PVC Flat Cover
V-42 Inside Corner
PVC Plastisol
4 / 8 mill finish
USDA accepted on exposed surface of panel

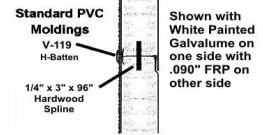


F9BE4

F9E4G

GBE4

TOP-VIEW



Electrical Chase Available

.090" FRP CLASS "A" FIRE RATED AVAILABLE



Standard EPS 1# Density Foam

Prod.No.	46" (Nom) Wide Panels are manufactured to size from 8' to 24' with 4" EPS insulated solid core	
CR400-F9BE4	.090" FRP Textured White / 4" EPS Insulation / .090" FRP Textured White	
CR400-F9E4G	.090" FRP / 4" EPS Insulation / .019" Galvalume White Stucco Embossed	
CR400-GBE4	.019" Galvalume White Stucco Embossed Both Sides /4"EPS Insulation	
Prod.No.	White PVC and Aluminum Moldings (8' or 10')	
V-35		PVC 2" X 2" INSIDE CORNER ANGLE
V-37		PVC 2" X 2" OUTSIDE CORNER ANGLE
V-417		2" X 5" HD OUTSIDE CORNER ANGLE
V-45		PVC 2" "T" BAR (DUAL DUROMETER w/.625" LEG)
V-119		PVC "H" BATTEN (1.125" FACE 13/16" LEG)
V-432		4" TWO PIECE DIVISION BAR (ADJUSTABLE 2-3/4" TO 4")
V-445		PVC 4" LEDGE CAP (2" LEGS)
V-425		PVC 4" HD END CAP (2" LEGS)
V-410		PVC 4" FLOOR SCREED (2-1/2" LEGS) (W/G/B)
A-40		WHITE ALUMINUM 2" X 2" CORNER ANGLE 90°
A-46		WHITE ALUMINUM 3" X 3" CORNER ANGLE 90°
A-45		WHITE ALUMINUM 3" X 3" CORNER ANGLE 120°
A-43		WHITE ALUMINUM 4" X 2" CEILING T-Bar
A-44		WHITE ALUMINUM 4" X 1-1/2" BASE CHANNEL



PVC CORROSION RESISTANT COVERS		3/8" ZINC PLATED CEILING HARDWARE		FRP/PVC DOORS
For use with A-40 and A-43 Aluminum Moldings		2200	C-Clamps-Zinc Plated	
V-43		4400-HD	Eye-Coupling w/nut&bolt	
V-42		1880	6' Redi Rod	
V-41		4420	Redi Rod Connector	